


WILD



about

Digraphs



Wild About Digraphs

This mini-packet of printables will include multiple activities that will cover the /sh/, /th/, /ch/, and /wh/ digraphs. The activities include sorting, writing, cut & paste, and reading.

Activity 1:

Wild About ___ Digraphs. (sh, th, ch)
Sorting words that begin OR end with a digraph.

Activity 2:


Be On The Lookout...
Sorting to the correct digraph

Activity 3:

The Digraph Expedition
Building words with digraphs

Activity 4:


Safari Sentences
Building sentences with words that have a digraph.



Wild About SH Digraphs

Cut apart the words.

Paste into the correct digraph box.



Cut out the words below.
Identify if the word
begins or ends with a
digraph. Paste into the
correct box.



Begins

Ends

shoe

shark

wish

fresh

ship

fish

dish

shell


share

brush

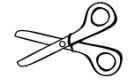
Wild About TH Digraphs

Cut apart the words.

Paste into the correct digraph box.



Cut out the words below.
Identify if the word
begins or ends with a
digraph. Paste into the
correct box.



Begins

Ends

three

thorn

path

with

thumb

birth


math

thick

thirst

worth

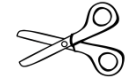
Wild About CH Digraphs



Cut apart the words.

Paste into the correct digraph box.

Cut out the words below.
Identify if the word
begins or ends with a
digraph. Paste into the
correct box.



Begins

Ends

cherry

chop

couch

ranch

chimp

bench

munch

chill

chew

punch

Be On The Lookout

Cut apart the words at the bottom. Sort to the correct digraph below.



SH

TH

CH

shirt

three

chase

shark

thank

third


chow

shape

thumb

chick

The **Digraph** expedition

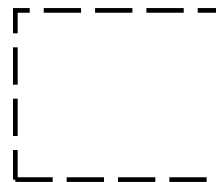


Look at the picture.


Cut out and paste in the correct digraph to complete the word.





umb



erry



eeese



eep



ell



istle

sh

th


ch

sh

wh


ch

The **Digraph** expedition




Look at the picture.


Cut out and paste in the correct digraph to complete the word.




eel



alk



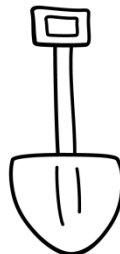
ark



ermos



air



ovel

sh

th

ch

wh

sh

ch

Safari Sentences

Read the sentence. Using the word bank, complete the sentence with a word that begins with a digraph.

Word Bank:

sheep
cheese
thorn
whale
shell

1. The mouse ate a piece of _____.

2. I saw a _____ on a farm.

3. The _____ cut my finger.

4. A _____ was swimming in the ocean.

5. I found a _____ in the sand.



Jessica Travis

Safari Sentences

Read the sentence. Using the word bank, complete the sentence with a word that begins with a digraph.

Word Bank:

three
shape
chair
cherry
whistle


1. I blow the _____
_____ to line up.

2. The _____
_____ is a red, round fruit.

3. My brother is _____
_____ years old.

4. A triangle is a type of _____
_____.

5. Please sit in your _____
_____ on your bottom.



Jessica Travis

Thank you

for downloading this mini-packet of fun digraph activities.

If you have any questions, please email me at:

wildaboutfristies@gmail.com

Thank you,

Jessica Travis

Credits:

