




# Olivia Walker

## Presents

# Spring Themed

# Greater than

# Less than



**Compare**  
Look at the two groups.

3 chicks	>	4 chicks
4 chicks	<	3 chicks
3 chicks	=	3 chicks
4 chicks	>	2 chicks
3 chicks	<	4 chicks
4 chicks	>	2 chicks
3 chicks	<	4 chicks
4 chicks	>	2 chicks
3 chicks	<	4 chicks
4 chicks	>	2 chicks

Olivia Walker Worksheets: <http://www.teacherspayteachers.com/Store/Olivia-Walker>

**Greater than** **Less than** **Equal to**

Olivia Walker Worksheets: <http://www.teacherspayteachers.com/Store/Olivia-Walker>









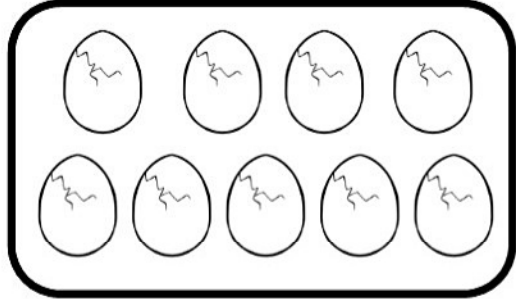
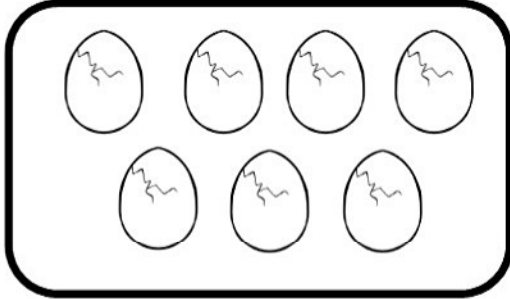
Olivia Walker Worksheets: <http://www.teacherspayteachers.com/Store/Olivia-Walker>



# \*C\*o\*m\*p\*a\*r\*i\*n\*g\* G\*r\*o\*u\*p\*s\*



Look at the two groups, write the < > = sign in the box.

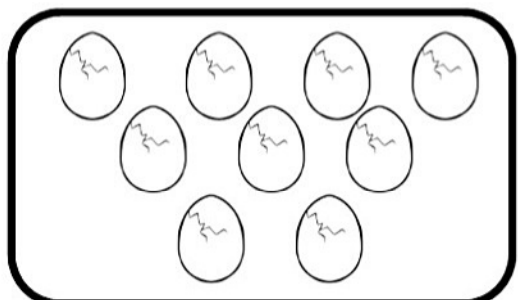
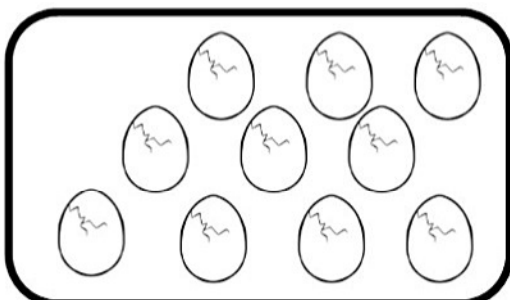
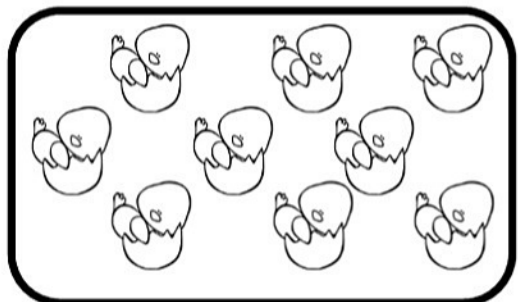
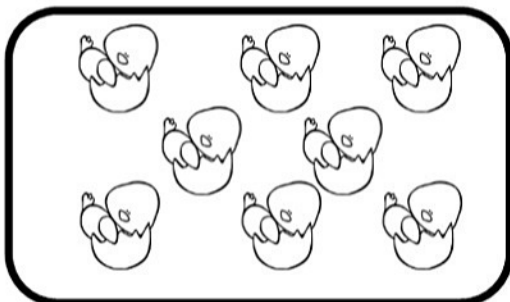



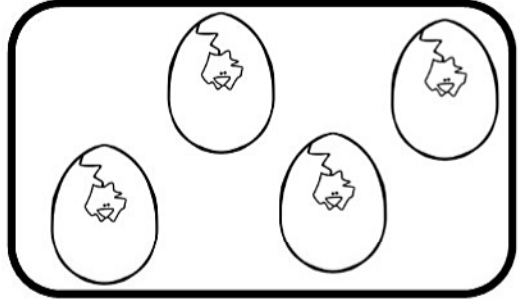
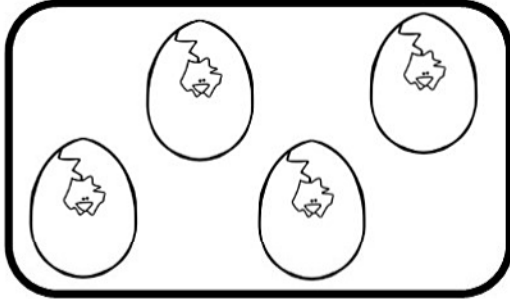




# \*C\*o\*m\*p\*a\*r\*i\*n\*g\* G\*r\*o\*u\*p\*s\*



Look at the two groups, write the  $<$   $>$   $=$  sign in the box.





# \*C\*o\*m\*p\*a\*r\*i\*n\*g\* G\*r\*o\*u\*p\*s\*



Look at the two numbers, write the < > = sign in the box.





# \*Comparing Groups\*



Look at the two numbers, write the  $<$   $>$   $=$  sign in the box.




# \*Color the Chick\*



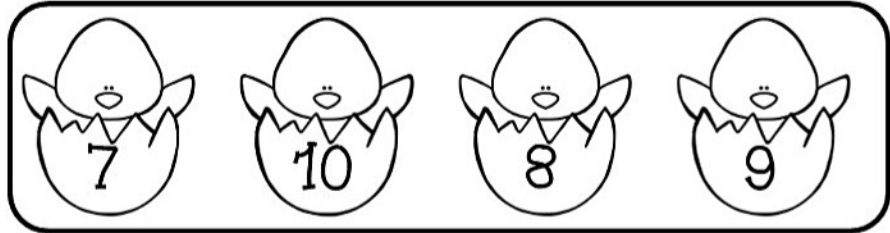
Color in the chick on the right that completes the number story.



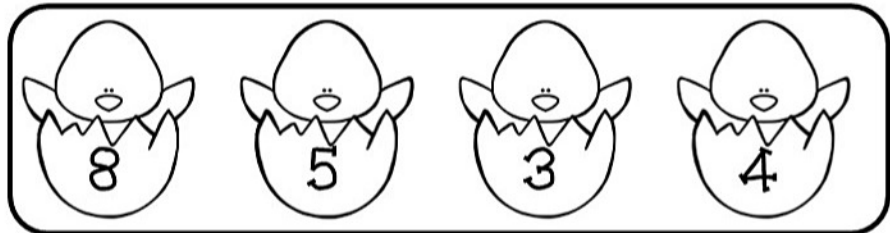
$\Delta$



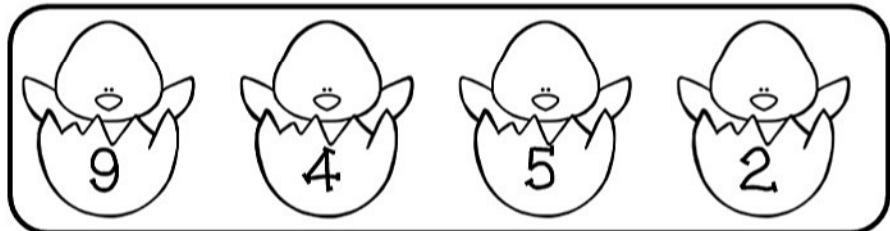
$\nabla$



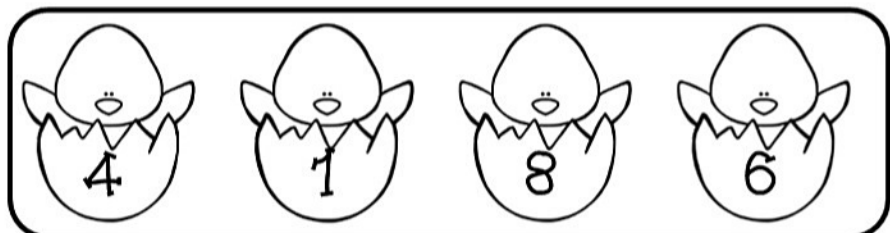
$=$



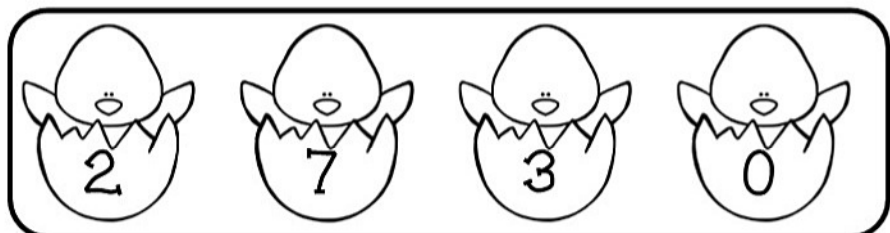
$\nabla$



$\Delta$



$\Delta$



# \*True or False\*

Look at the statement in each box, color in T for True or F for False.

$3 \wedge 6$

T

F

$8 = 4$

T

F

$2 = 2$

T

F

$9 \vee 1$

T

F

$3 \wedge 5$

T

F

$7 \vee 6$

T

F

$7 = 6$

T

F

$8 \wedge 4$

T

F

$4 \vee 3$

T

F

$5 \vee 2$

T

F

$1 \wedge 7$

T

F

$8 = 6$

T

F

$4 = 4$

T

F

$8 \wedge 9$

T

F





# \*True or False\*



Look at the statement in each box, color in T for True or F for False.

$$7 = 1 + 6$$

T

F

$$8 \neq 4 + 3$$

T

F

$$6 \neq 5 + 2$$

T

F

$$9 = 6 + 4$$

T

F

$$5 \neq 1 + 3$$

T

F

$$7 \neq 4 + 4$$

T

F



# \*Color\* the \*Signs\*













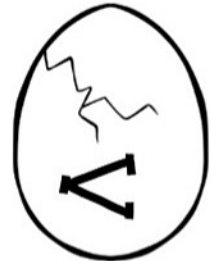





Color the eggs according to the key.

Key:

Greater than = Green

Less than = Blue

Equals = Orange



# Personal Use

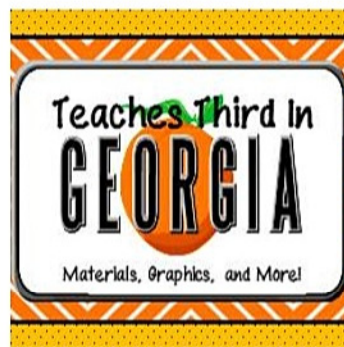
My worksheets can be used in your personal teaching, lessons or resources. They cannot be on-sold.

## My store!

<http://www.teacherspayteachers.com/Store/Olivia-Walker>

## Clip Art

Some clipart was created myself, but most was thanks to!



<http://www.teacherspayteachers.com/Store/Krista-Wallden>

[www.loveeducasong.blogspot.com](http://www.loveeducasong.blogspot.com)

<http://teachesthirdingorgia.blogspot.com>

<http://www.teacherspayteachers.com/Store/Teachers-Toolbox>